


## ◎ Production Tolerance : ±5%

| Intermittent rating<br>kW(HP) / rpm | Max. torque<br>N.m(kg.m) / rpm |
|-------------------------------------|--------------------------------|
| 214 (290) / 2100                    | 1128 (115) / 1260              |
| 250 (340) / 2100                    | 1373 (140) / 1300              |



## ◎ General Specification

|                            |  |
|----------------------------|--|
| ○ Engine Model             | GL11K  |
| ○ Engine Type              | In-line, 4 Cycle, Water Cooled<br>Turbocharged & Intercooled |
| ○ Injection System         | Electronic Common Rail                                       |
| ○ Cylinder Type            | Replaceable dry liner  |
| ○ Number of Cylinders      | 6  |
| ○ Bore x stroke            | 123 x 155 mm   |
| ○ Displacement             | 11 L   |
| ○ Compression ratio        | 10.3 : 1   |
| ○ Firing order             | 1-5-3-6-2-4  |
| ○ Dry weight               | 890 kg   |
| ○ Dimension                | 1372 x 834 x 1064  |
| ○ Rotation                 | CCW viewed from Flywheel                                     |
| ○ Breather System          |  |
| ○ No Load Max Engine Speed | 2,310 +/-50rpm   |
| ○ No Load Min Engine Speed | 600 +/- 50rpm  |
| ○ Air Compressor Capacity  | 476cc/rev (Twin)   |

## ◎ Valve System

|                        |                                  |
|------------------------|----------------------------------|
| ○ Type                 | Over Head Valve                  |
| ○ Number of Valve      | Intake 2, Exhaust 2 per Cylinder |
| ○ Valve Lashes at Cold | Intake 0.3mm<br>Exhaust 0.3mm    |

## ◎ Ignition System

|                 |                       |
|-----------------|-----------------------|
| ○ Ignition Coil | Inductive coil pack   |
| ○ Ignition Type | One coil per cylinder |

## ◎ Fuel System

|             |                                   |
|-------------|-----------------------------------|
| ○ System    | Air-fuel mixer and throttle valve |
| ○ Governor  | E.C.U (WOODWARD, OH2.2)           |
| ○ Control   | Air-fuel Ratio feed-back control  |
| ○ Injector  | PWN Type Solenoid Valve           |
| ○ Mixer     | Single Point Air-fuel Mixer       |
| ○ Used Fuel | CNG                               |

## ◎ Lubrication System

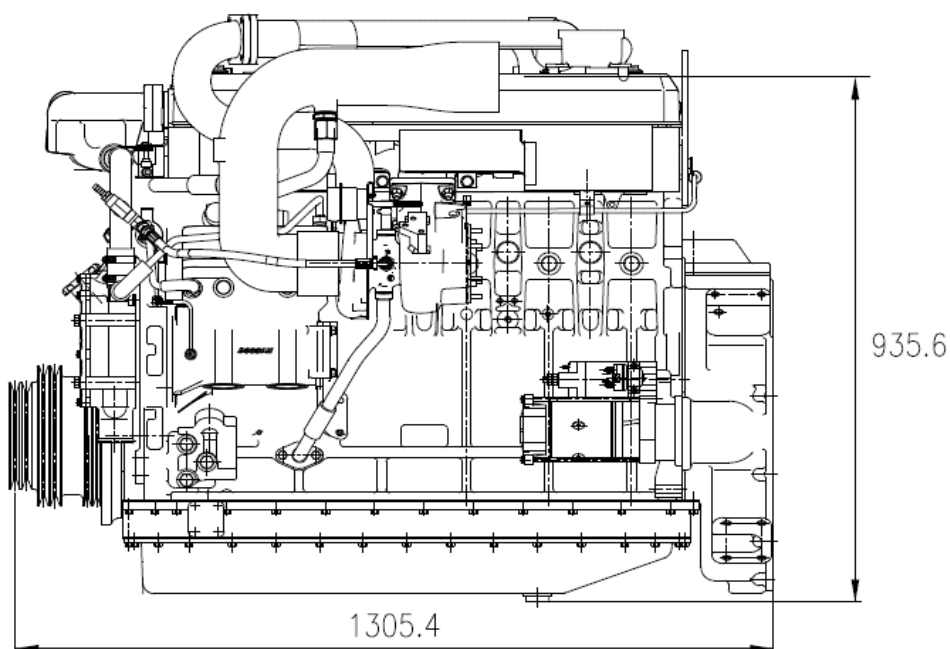
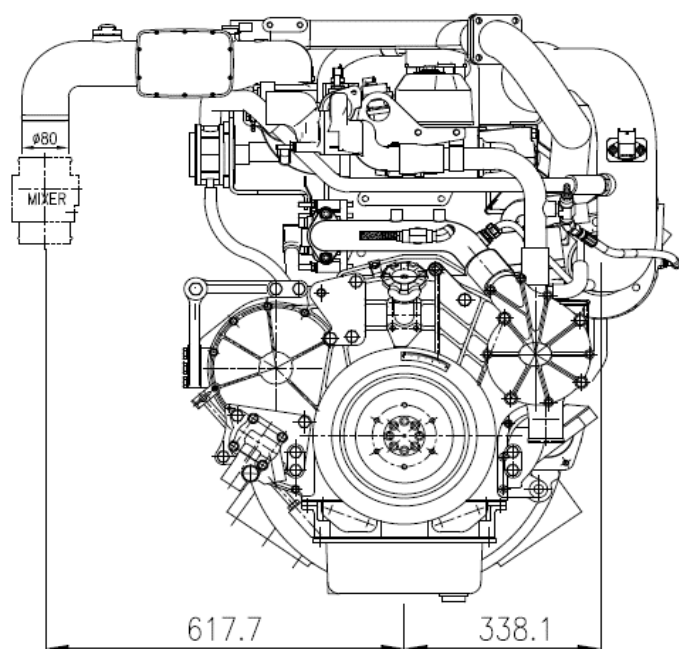
|                    |   |
|--------------------|---|
| ○ Lub. Method      | Fully forced pressure feed Type               |
| ○ Oil pump         | Gear Type driven by crankshaft                |
| ○ Oil filter       | Full flow, Catridge Type                      |
| ○ Oil pan capacity | High level 19 liters<br>Low level 15.5 liters |
| ○ Lub. Oil         | SAE 15W40(CNG)                                |

## ◎ Cooling System

|                       |                                |
|-----------------------|--------------------------------|
| ○ Cooling method      | Fresh water forced circulation |
| ○ Water capacity      | 19.0 liters (Engine only)      |
| ○ Water pump Capacity | 330 liters/min at 2,100rpm     |
| ○ Thermostat          | Wax – Pellet Type              |

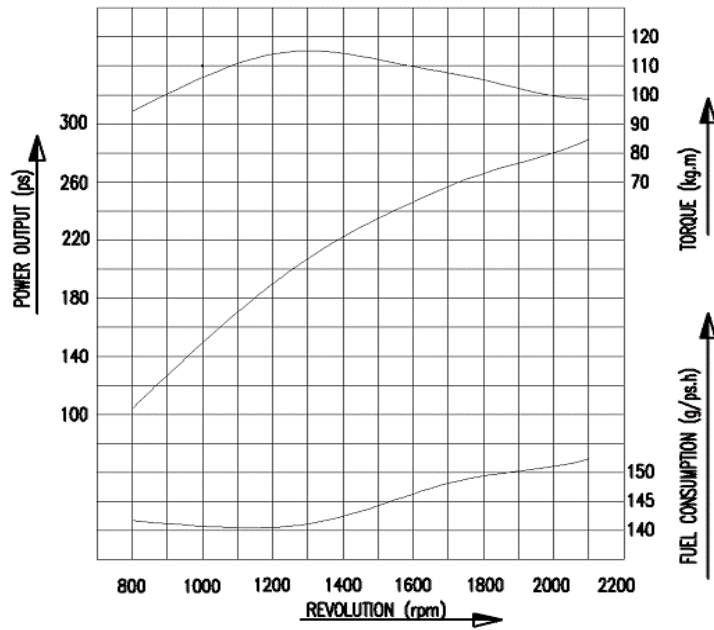
## ◎ Electrical System

|                    |                           |
|--------------------|---------------------------|
| ○ Alternator       | N/A (Vehicle Parts)       |
| ○ Starting motor   | 24V x 6.0kW               |
| ○ Battery Voltage  | 24V                       |
| ○ Battery Capacity | 150AH x 2ea (recommended) |

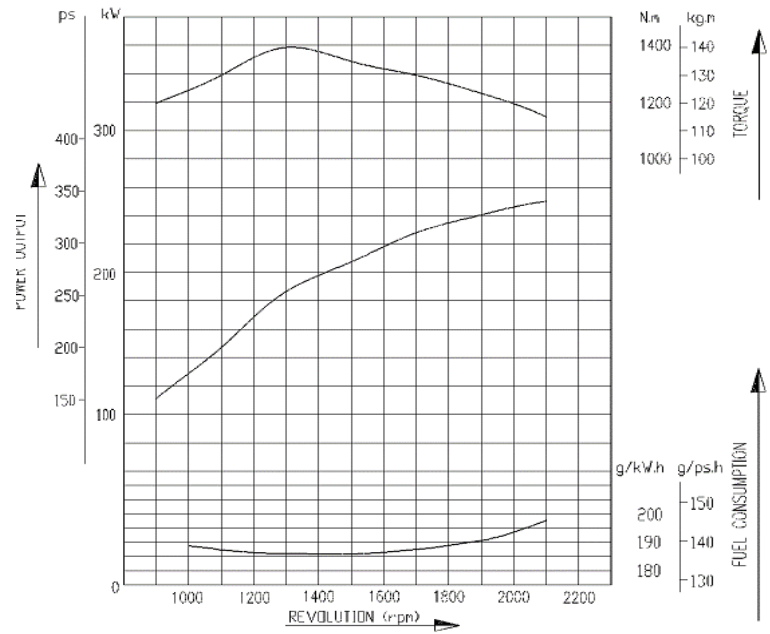


## ◎ Performance Curve

○ 214kW (290PS) / 115kg.m



○ 250kW (340PS) / 140kg.m



### Head office

7-11, Hwasu-dong, Dong-gu Incheon, 401-020, Korea

### Bundang office

13F, HD Hyundai Group's Global R&D Center

477, Bundangsuseo-ro, Seongnam-si, Gyeonggi-do, Korea