

HYUNDAI

DM03 SCR



INDUSTRIAL

Power Rating


Max. Power kW (HP) / rpm	Max. Torque Nm (lb-ft) / rpm	After Treatment System
100.7 (135.1) / 2600	500 (368.9) / 1400	DOC+SDPF+SCR (No EGR)
85.8 (115.0) / 2600	445 (328.4) / 1600	
77.9 (105.0) / 2600	407 (300.2) / 1600	
71.6 (96.0) / 2600	372 (274.1) / 1600	




Engine Specifications

Engine Model	DM03
Cylinders and Arrangement	In-line type, 4-cylinder
Valve System Type	Over head valve
Bore x Stroke	98 x 113 mm
Displacement	3.4 liter
Compression Ratio	18 : 1
Rotation	Counterclockwise viewed from Flywheel
Firing Order	1-3-4-2
Fuel System	Common rail Direct injection controlled by ECU
Aspiration	Turbo charger & Intercooler
After Treatment System	DOC + SDPF + SCR
Water Flow	137 liter/min @ 2600 rpm (135HP) 137 liter/min @ 2600 rpm (115HP) 137 liter/min @ 2600 rpm (105HP) 137 liter/min @ 2600 rpm (115HP)
Cooling Method	Fresh water forced circulation
Dimension (L x W x H)	937 x 685 x 1,129 mm (up to 115HP) 937 x 711 x 1,140 mm (135HP)
Dry Weight	450 kg (with After Treatment)

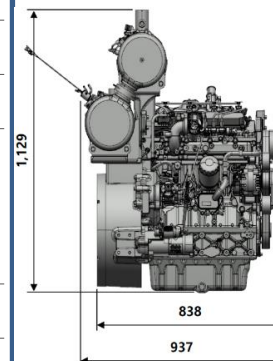
Up to 115HP



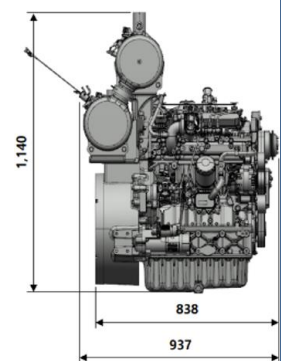
135HP



Up to 115HP



135HP



Key Features and Benefit

Compact

Designed to be mounted on a wide variety of small-sized equipment

Economical

Meet customers' expectation about reliability, quality and efficiency

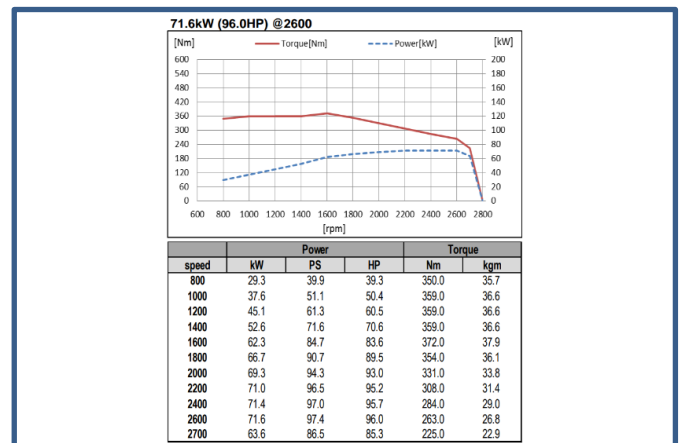
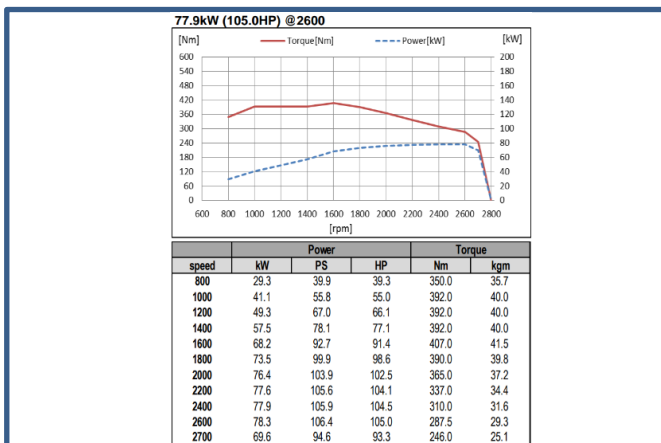
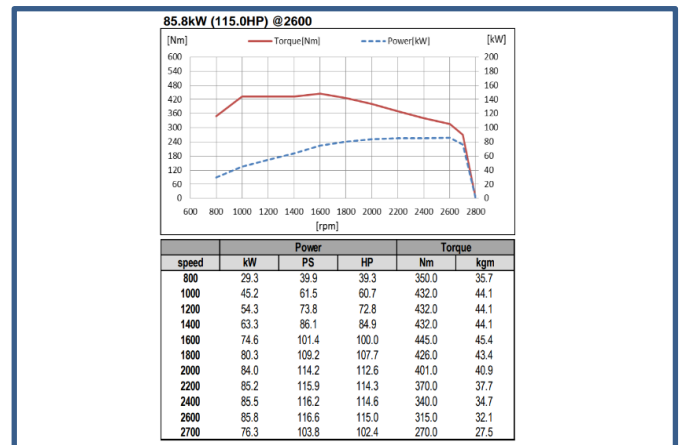
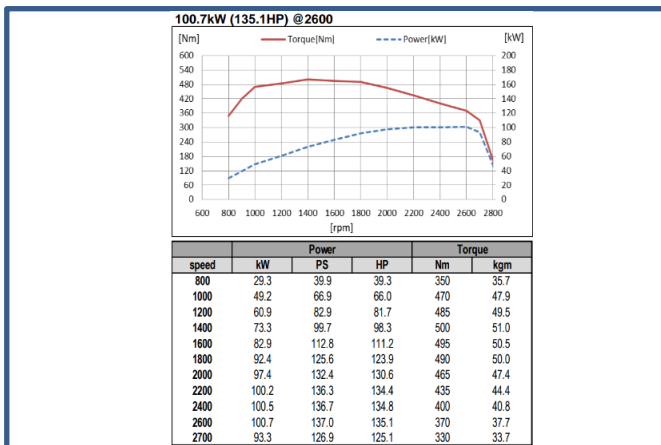
High Performance

A high output and a high/low torque and keep working well even in harsh conditions

Convenient

Compact size, flexible post-treatment system, and handiness in mounting

Performance Curve



※ Specifications are subject to change without prior notice.