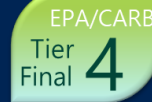


HYUNDAI DX05




INDUSTRIAL



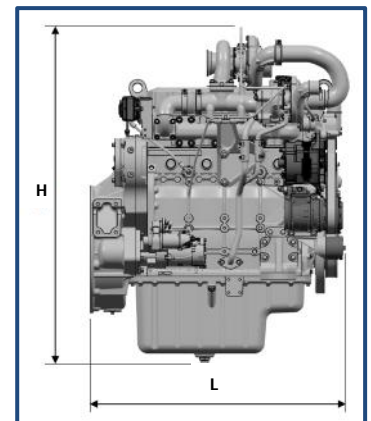

Power Rating

Max. Power kW (HP) / rpm	Max. Torque Nm (kg.m) / rpm	Turbocharger	After Treatment System
171.2 (229.6) / 2,200	955 (97.4) / 1,400	2-Stage	DOC+DPF+SCR (No EGR)
161.7 (216.8) / 2,200	955 (97.4) / 1,400		
150.9 (202.4) / 2,200	830 (84.6) / 1,400	Single	
129.0 (173.0) / 2,200	830 (84.6) / 1,400		

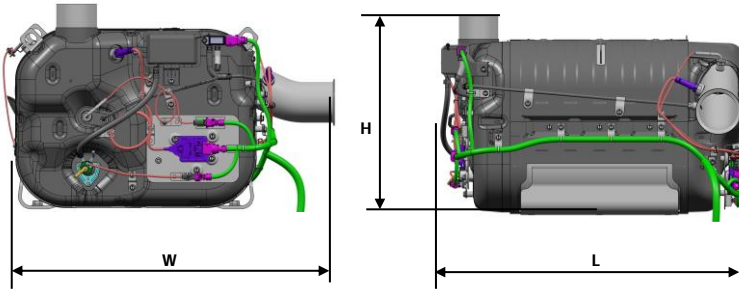


Engine Specifications

Engine Model	DX05
Cylinders and Arrangement	4-cylinder / In-line type
Valve System Type	Over head valve
Bore x Stroke	110 x 132 mm
Displacement	5.018 liter
Compression Ratio	16.6 : 1
Rotation	Counterclockwise viewed from Flywheel
Firing Order	1-3-4-2
Fuel System	Common-rail pump Direct injection controlled by ECU
Aspiration	Turbo charger & Intercooler
After Treatment System	DOC + DPF + SCR
Water Flow	400 liter/min @ 2,200 rpm (162/171kW)
Cooling Method	Fresh water forced circulation
Dimension (L x W x H)	Single : 920 x 825 x 1,099mm 2- Stage : 920 x 905 x 1,171 mm
Dry Weight(w/o Fan & ATS)	Single : 633kg, 2-Stage : 674 kg



Aftertreatment Unit



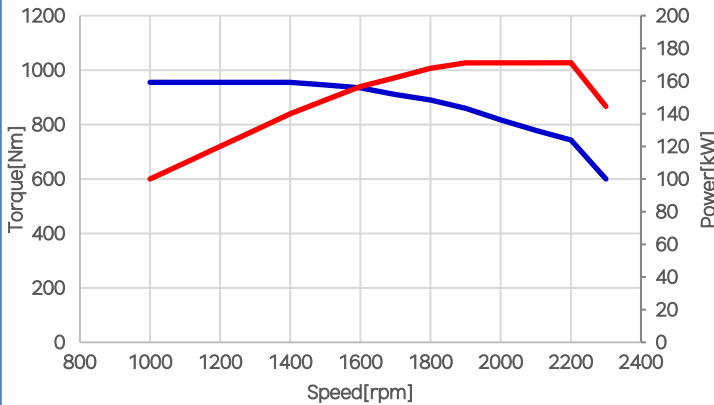
Dimension (mm)

L	W	H
803	673	513

Performance Curve

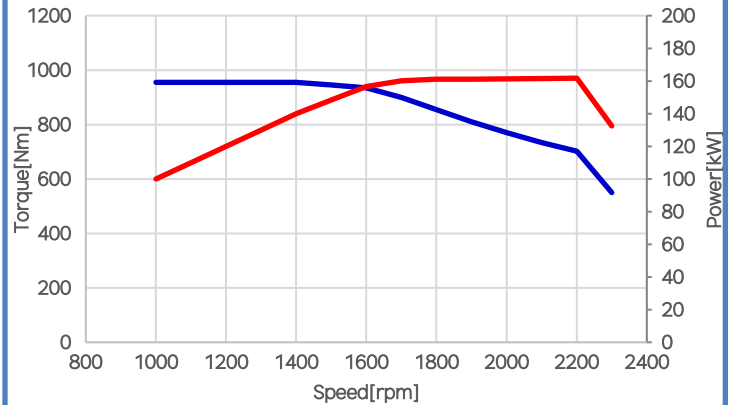
2-Stage

MFP00 Performance Curve



DX05-MFP00					
Speed rpm	Power			Torque	
	kW	PS	HP	Nm	kgf.m
1000	100	74	75	955	97
1100	110	81	82	955	97
1200	120	88	89	955	97
1300	130	96	97	955	97
1400	140	103	104	955	97
1500	148	109	111	945	96
1600	157	115	117	935	95
1700	162	119	121	910	93
1800	168	123	125	890	91
1900	171	126	128	860	88
2000	171	126	128	817	83
2100	171	126	128	778	79
2200	171	126	128	743	76
2300	145	106	108	600	61

MFP01 Performance Curve



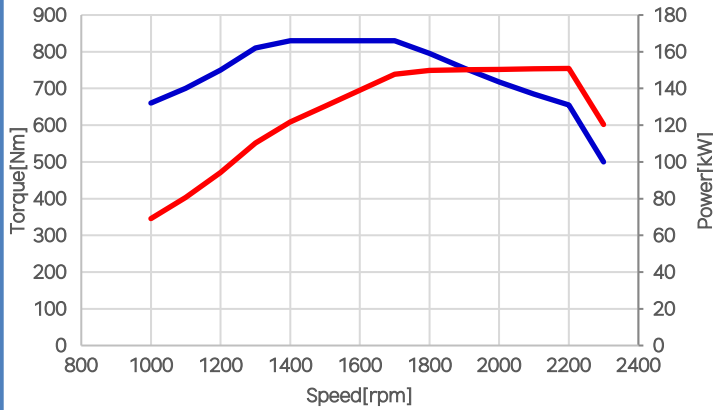
DX05-MFP01					
Speed rpm	Power			Torque	
	kW	PS	HP	Nm	kgf.m
1000	100	74	75	955	97
1100	110	81	82	955	97
1200	120	88	89	955	97
1300	130	96	97	955	97
1400	140	103	104	955	97
1500	148	109	111	945	96
1600	157	115	117	935	95
1700	160	118	119	900	92
1800	161	119	120	855	87
1900	161	119	120	810	83
2000	161	119	120	770	79
2100	161	119	120	734	75
2200	162	119	121	702	72
2300	132	97	99	550	56

※ Specifications are subject to change without prior notice.

Performance Curve

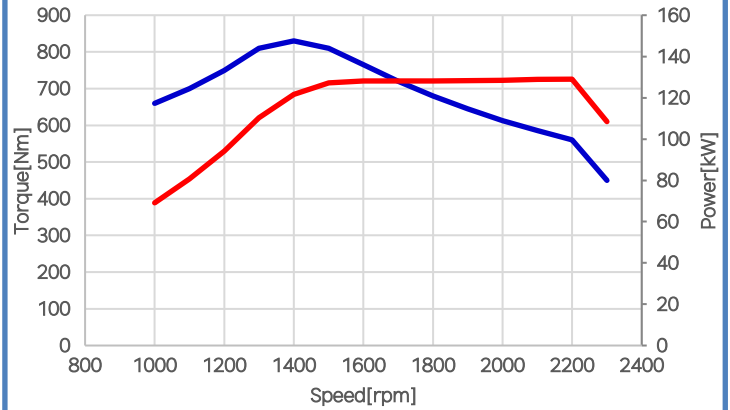
Single

MFP02 Performance Curve



DX05-MFP02					
Speed rpm	Power			Torque	
	kW	PS	HP	Nm	kgf.m
1000	69	51	52	660	67
1100	81	59	60	700	71
1200	94	69	70	750	76
1300	110	81	82	810	83
1400	122	89	91	830	85
1500	130	96	97	830	85
1600	139	102	104	830	85
1700	148	109	110	830	85
1800	150	110	112	795	81
1900	150	110	112	755	77
2000	150	111	112	718	73
2100	151	111	112	685	70
2200	151	111	113	655	67
2300	120	89	90	500	51

MFP03 Performance Curve



DX05-MFP03					
Speed rpm	Power			Torque	
	kW	PS	HP	Nm	kgf.m
1000	69	51	52	660	67
1100	81	59	60	700	71
1200	94	69	70	750	76
1300	110	81	82	810	83
1400	122	89	91	830	85
1500	127	94	95	810	83
1600	128	94	96	765	78
1700	128	94	96	720	73
1800	128	94	96	680	69
1900	128	94	96	645	66
2000	128	94	96	613	63
2100	129	95	96	586	60
2200	129	95	96	560	57
2300	108	80	81	450	46

※ Specifications are subject to change without prior notice.