

# HYUNDAI


# 4V158C



MARINE

## Power Rating

Conditions	Model	Max. Power		rpm	Emission
		kW	PS		
Continuous Duty	4V158CA(C)	449	610	1800	IMO Tier II/III EPA Tier 3 RCD
Heavy Duty	4V158CA(H)	463	630	1800	
	4V158CB(H)	405	551	1800	
Medium Duty	4V158CA(M)	550	748	2100	
	4V158CC(M)	478	650	2100	
Light Duty	4V158CA(L)	640	870	2300	

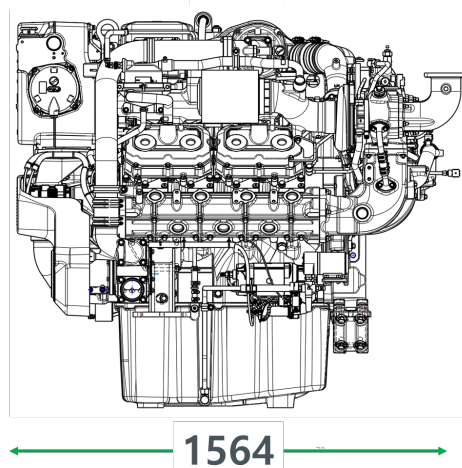
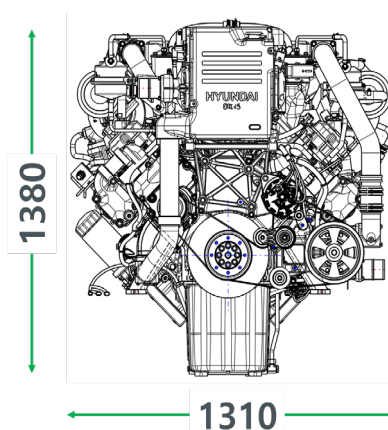


\* No reduction in rating for intake air temperature is up to 45°C (318K) and sea water temperature is up to 32°C (305K), relative humidity is up to 60%

\* All data are based on operation to ISO 3046. Performance tolerance of ±3%

## Engine Specifications

Engine Model	4V158C (DX15)
Cylinders and Arrangement	8-cylinder / V type
Bore x Stroke	128 x 147 mm
Displacement	15.1 liter
Compression Ratio	17.6 : 1
Firing Order	1-5-7-2-6-3-4-8
Direction of Revolution	Counterclockwise viewed from Flywheel
Fuel system	Common rail controlled by ECU
Starting system	Electric starting by starter motor
Starter motor capacity	24V - 7.0A
Alternator capacity	24V - 80Ah
Battery	24V - 200Ah
Aspiration	Wet turbocharger & intercooler
Flywheel Housing	SAE #1 (FW: 14")
Cooling system	Heat exchanger / Keel Cooling
Cooling water capacity	Max: 77 liter, Min : 72 liter
Fresh water pump type	Centrifugal (Pulley type)
Sea water pump type	Rubber Impeller
After Treatment System	IMO Tier-II / EPA Tier 3 : Not Required IMO Tier-III : SCR
Lubricant Oil	Oil pan capacity Max : 50 liter, Min : 25 liter Pressure Full load : 3.5, Idle : 1.2 (kg /cm2)
Dimension (L x W x H)	1564 x 1310 x 1380 mm
Dry Weight	1555 kg



### Key Features and Benefit

#### High Performance

- Advanced fuel injection system with common rail
- Compliance with emission regulation (IMO Tier II/III, EPA Tier 3)
- High-efficiency SCR
- Smoke reduction
- Increased durability of key components

#### Convenience

- Auto tensioner
- Turning device
- Electrical oil drain pump
- CCV for engine room cleanliness

#### Economical

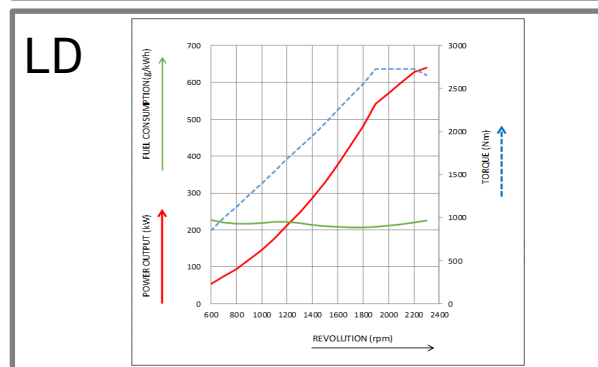
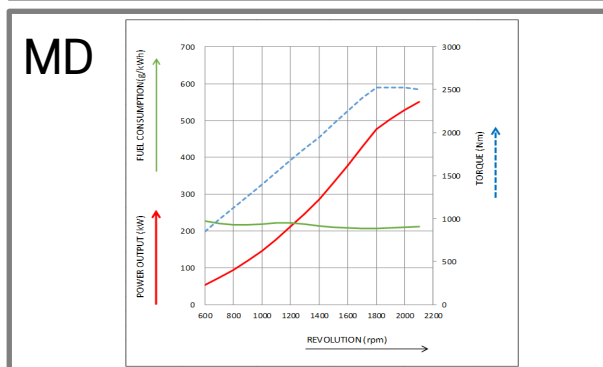
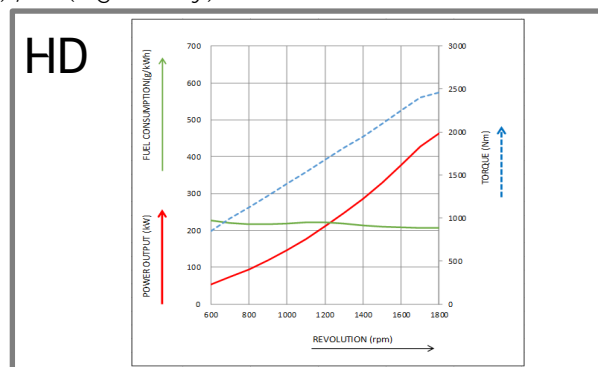
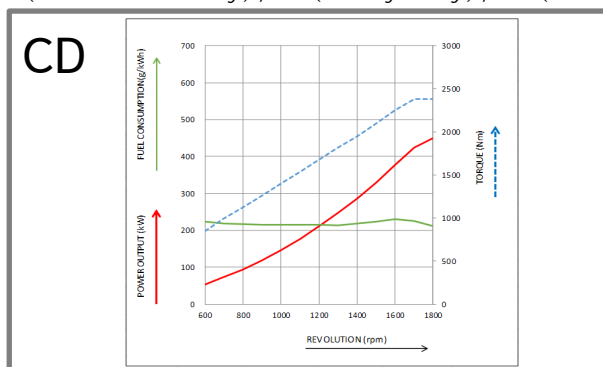
- Decreasing fuel consumption to average 5% by downsizing
- Increased oil & filter replacement cycle (250hr → 500hr)

#### Warranty

- Maximum 3 years warranty provided through extended warranty option

### Performance Curve

• CD(Continuous Duty) / HD(Heavy Duty) / MD(Medium Duty) / LD(Light Duty)



※ Specifications are subject to change without prior notice.

**HD Hyundai Infracore Co., Ltd.**

14F, HD Hyundai Group's Global R&D Center, 477, Bundangsuseo-ro,  
Bundang-gu, Seongnam-si, Gyeonggi-do, Korea(13553)

Tel : +82-32-211-1114 Email : enginesales@hd.com

[www.hd-hyundaiengine.com](http://www.hd-hyundaiengine.com)

